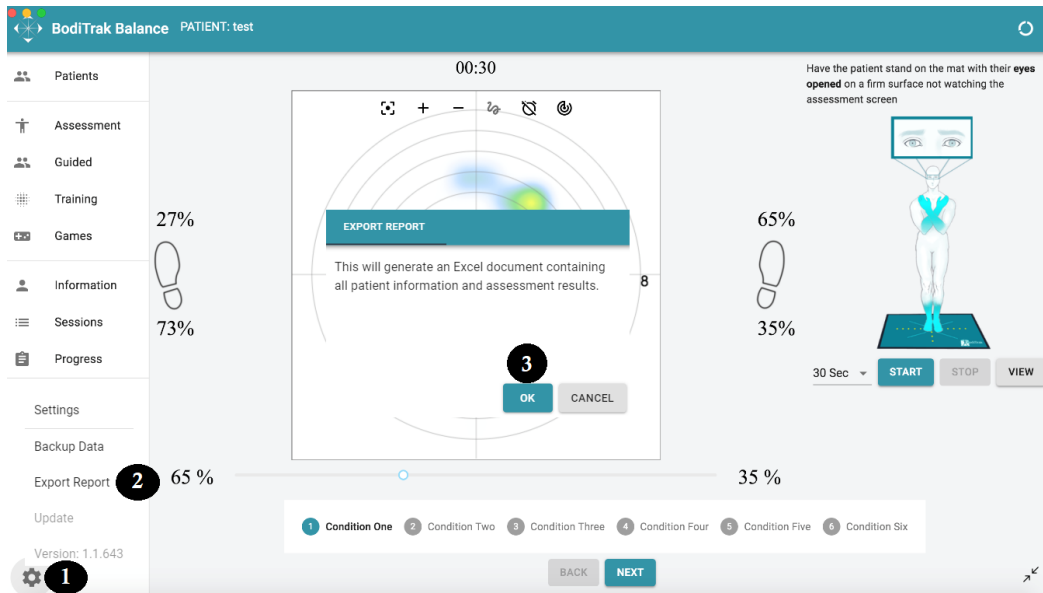


How to Export All Patient Data to Excel

➤ Exporting All Patient Data to an Excel Report

- On any of the three available platforms (Windows/Mac/iOS)
 1. Click/Tap on the settings icon ⚙️
 2. Click/Tap on “Export Report”
 3. Click/Tap on “OK”



- After clicking “OK” on Windows
 1. Select location to save PDF file to
 2. Give the PDF file a name
 3. Click on “Save”



BodITrak Balance System

Guided Assessment

Name: test (test)

Weight: 100 lbs

Assessment Data: 2019-02-27T16:28:19.4917

Comments:

Condition One

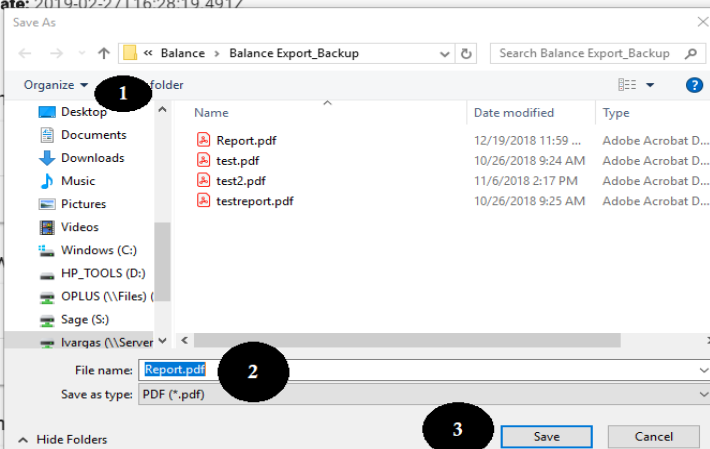
Condition Two

Condition Three

Condition Four

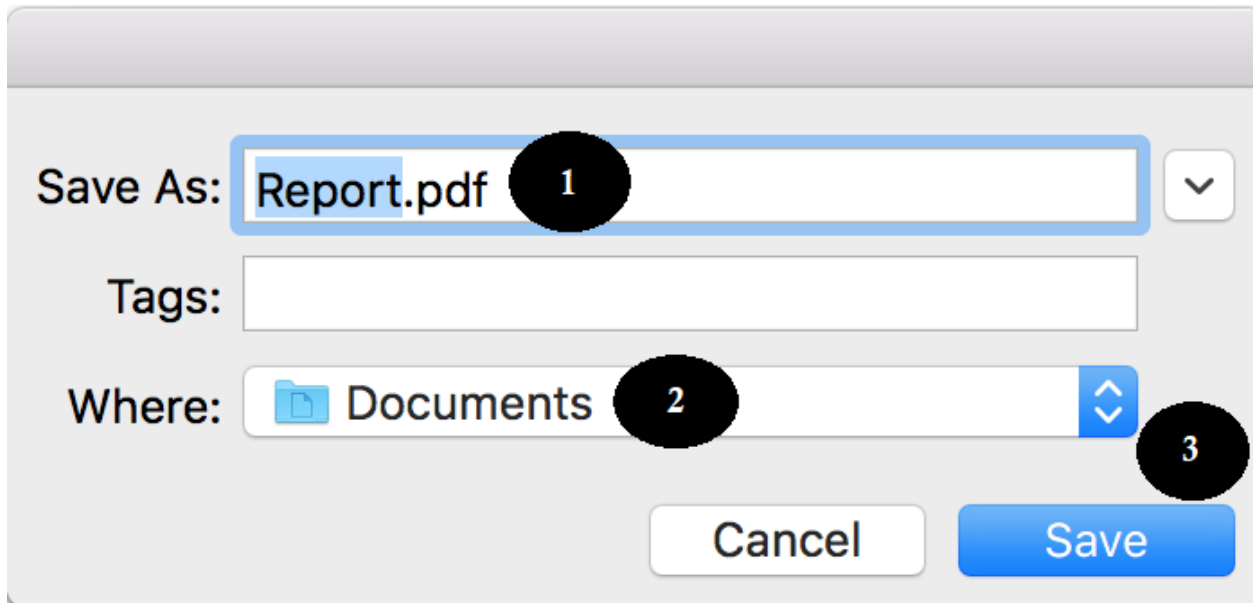
Condition Five

Condition Six



Total Sway (in) Max Sway (in) Left Weight Right Weight Toe Weight Heel Weight Time Remaining

- **After clicking “OK” on Mac**
 1. Select location to save PDF file to
 2. Give the PDF file a name
 3. Click on “Save”



- **After clicking/tapping “OK” on iOS**
 1. Tap on “Save to Files”
 2. Select the location to save PDF file to
 3. Tap on “Add”

